

COREtec[®]

THE ORIGINAL



 **USFLOORS[®]**
Manufacturer of Unique and Sustainable Floors

COREtec[®]
THE ORIGINAL

Tough floor down to the core

The Best way to predict the future is to create it yourself!
COREtec[®] is an innovative flooring solution that brings
the World at your feet!

La meilleure façon de prédire l'avenir, c'est de le créer.
COREtec[®] introduit un revêtement innovatif qui vous pose
le Monde à vos pieds.

Der Beste Weg die Zukunft vorherzusagen, ist sie selbst zu gestalten.
COREtec[®] ist ein innovativer Designboden welcher dir die Welt zu
Füßen legt.

De Beste manier om de toekomst te voorspellen
is die zelf te creëren. COREtec[®] is een innovatieve
vloerbedekking die de Wereld aan je voeten legt.

La mejor manera de predecir el futuro es crearlo usted mismo!
COREtec[®] es una solución innovadora para su suelo que pone
el mundo a sus pies!

Il miglior modo di predire il futuro è crearselo!
COREtec[®] è una soluzione innovativa che mette
il mondo ai tuoi piedi!

BY

US FLOORS[®]
Manufacturer of Unique and Sustainable Floors



COREtec[®]
THE ORIGINAL

Contents

- 4 The unique COREtec[®] system
- 6 Easy installation
- 8 Collection overview
- 10 Wood HD collection
- 20 Wood XL collection
- 32 Wood collection
- 38 Stone collection
- 48 Accessories
- 50 Technical specifications
- 52 Installation

COREtec[®]
THE ORIGINAL





WOODXL+
Warwick Oak* / 50-LVP-953

COREtec[®] The best click & lock Floor ever!

1

CORE

No Expansion

-  **100% Waterproof / 100% résistant à l'eau**
100% Wasserfest / 100% Watervast
100% resistente al agua / 100% resistente all'acqua
-  **Will not expand or contract / Extrêmement stable**
Extrem stabil / Extreem stabiel
No se expande ni se contrae / Non dilata o restringe
-  **No acclimatization necessary / Pas besoin d'acclimatation**
Keine Akklimatisierung benötigt / Geen acclimatisatie nodig
No necesita aclimatación / Non necessita di acclimatazione
-  **Easy to install / Pose facile**
Einfache Verlegung / Plaatst eenvoudig
Fácil de instalar / Facile da installare

2

CORK

Underlay

-  **Installation on any surface / Compatible toutes surfaces**
Sofort auf bestehende Hartböden / Op elke ondergrond
Instalación en cualquier superficie
Può essere installato su ogni superficie esistente
-  **Reduces noise / Silencieux**
Schalldämmend / Akoestisch dempend
Reduce el ruido / Riduce il rumore
-  **Suitable for underfloor heating & cooling**
Compatible sur sol chauffant & refroidissant
Geeignet für Bodenheizung & Kühlung
Ideaal voor vloerverwarming & koeling
Adecuado para calefacción por suelo radiante y refrigeración
Adatto a riscaldamento a pavimento e raffreddamento

3

DESIGNS

Planks & Tiles

-  **Superior scratch resistance**
Résistant aux rayures
Hohe Kratzfestigkeit
Hoge krasweerstand
Alta resistencia a la abrasión
Elevata resistenza ai graffi
-  **Pet proof**
-  **Electrostatic Performance**
Accumulation de charges électrostatiques
Antistatisch / Electrostatiche propenseit
Rendimiento electroestático
Performance elettrostatica



COREtec
THE ORIGINAL

1, 2, Click & lock!

INSTALLATION
on ANY SURFACE

4 V-GROOVE

EASY CLICK & LOCK

SUPERIOR SCRATCH RESISTANCE

HIGH DEFINITION DESIGN

WOOD+
Enchanted Oak* / 50-LVPE-751

PLANKS

Sizes / Abmessungen / Tailles / Afmetingen / Tamaños / Misure

 8,00 ↔ 8,50 mm  0,55 mm



HD+
4√-GROOVE

HD

XL+
4√-GROOVE

XL

WOOD+
4√-GROOVE

WOOD

HD
collection

PAGE 10

XL
collection

PAGE 20


WOOD
collection

PAGE 32

TILES

Sizes / Abmessungen / Tailles / Afmetingen / Tamaños / Misure

 8,00 mm  0,55 mm



STONE+
4√-GROOVE

STONE

STONE
collection

PAGE 38



WOODHD
Sparwood Oak* / 50-LVR-9606 / Sleepwise



PLANKS

HD
collection

COREtec®
THE ORIGINAL

HD+ collection

COREtec
THE ORIGINAL

 8,50 mm
  0,55 mm
 
 A 180 x 1830 mm (1,97 m²/box)
 B 180 x 1500 mm (1,62 m²/box)


4V-GROOVE



WOOD HD+ 4V-GROOVE A Dusk Contempo Oak* 50-LVR-631



WOOD HD+ 4V-GROOVE A Greystone Contempo Oak* 50-LVR-634



WOOD HD+ 4V-GROOVE A Klondike Contempo Oak* 50-LVR-632



WOOD HD+ 4V-GROOVE A Mont Blanc Driftwood* 50-LVR-652



WOOD HD+ 4V-GROOVE A Shadow Lake Driftwood* 50-LVR-653



WOOD HD+ 4V-GROOVE A Vineyard Barrel Driftwood* 50-LVR-651



WOOD HD+ 4V-GROOVE A Timberland Rustic Pine* 50-LVR-641



WOOD HD+ 4V-GROOVE A Sherwood Rustic Pine* 50-LVR-643



4V-GROOVE WOOD HD+ Timberland Rustic Pine* / 50-LVR-641




 SUPER DETAIL
 &
 4V-GROOVE



GROOVE WOODHD+
Dusk Contempo Oak* / 50 LVR631



GROOVE WOODHD+
Vineyard Barrel Driftwood* / 50-LVR-651



WOODHD
Wind River Oak* / 50-LVR-8606




SUPER DETAIL

HD collection



 8,50 mm
  0,55 mm
  A 180 x 1830 mm (1,97 m²/box)
 B 180 x 1500 mm (1,62 m²/box)



WOODHD B Banff Oak*
50-LVR-9603



WOODHD B Yoho Oak*
50-LVR-9602



WOODHD B Royal Gorge Oak*
50-LVR-8603



WOODHD B Jasper Oak*
50-LVR-9601



WOODHD B Great Northern Oak*
50-LVR-9605



WOODHD B Waterton Lakes Oak*
50-LVR-9604



WOODHD B Wind River Oak*
50-LVR-8606



WOODHD B Sparwood Oak*
50-LVR-9606




WOODHD
Great Northern Oak* / 50-LVR-9605 / Fitness Feel Good Geel



WOODHD
Great Northern Oak* / 50-LVR-9605 / Fitness Feel Good Geel



WOODXL
Muir Oak* / 50-LVP-613



PLANKS

XL
collection

COREtec®
THE ORIGINAL



4V-GROOVE WOODXL+
Tasman Oak* / 50-LVP-950

XL+ collection

COREtec
THE ORIGINAL

8,00 mm 0,55 mm 228 x 1830 mm
(2,50 m²/box)



WOODXL+ 4V-GROOVE

Dobra Oak*
50-LVP-951



WOODXL+ 4V-GROOVE

Tasman Oak*
50-LVP-950



WOODXL+ 4V-GROOVE

Warwick Oak*
50-LVP-953



WOODXL+ 4V-GROOVE
multi-color effect

Ellis Oak*
50-LVP-954



WOODXL+ 4V-GROOVE

Unity Oak*
50-LVP-957



WOODXL+ 4V-GROOVE

Sava Oak*
50-LVP-956



WOODXL+ 4V-GROOVE
multi-color effect

Kolia Oak*
50-LVP-955




4V-GROOVE

Warwick Oak*
50-LVP-953



4V-GROOVE WOODXL+
Dobra Oak* / 50-LVP-951






multi-color effect 
4V-GROOVE WOODXL+
Ellis Oak* / 50-LVP-954



WOODXL+ 4 V-GROOVE
Sava Oak / 50-LVP-956



multi-color effect 
4 V-GROOVE WOODXL+
Kolia Oak* / 50-LVP-955

 8,10 mm  0,55 mm  228 x 1830 mm
(2,50 m²/box)




WOOD**XL**

Harbor Oak*
50-LVP-611



WOOD**XL**

Gotham Oak*
50-LVP-601



WOOD**XL**

Venice Oak*
50-LVP-608



WOOD**XL**

Alexandria Oak*
50-LVP-614



WOOD**XL**

Muir Oak*
50-LVP-613



WOOD**XL**

Walden Ash*
50-LVP-610



WOOD**XL**

Whittier Oak*
50-LVP-604



WOOD**XL**

Mt. Pleasant Pine*
50-LVP-603



WOOD**XL**

Highlands Oak* / 50-LVP-615 - Mercure Hotel



WOOD**XL**

Highlands Oak*
50-LVP-615



WOODXL
Harbor Oak* / 50-LVP-611



WOODXL
Mt. Pleasant Pine* / 50-LVP-603



4 GROOVE WOOD+
Rustled Oak* / 50-LVPE-750



PLANKS

WOOD
collection

COREtec®
THE ORIGINAL



4√-GROOVE WOOD+
Fallen Oak* / 50-LVPE-752

WOOD+ collection

COREtec
THE ORIGINAL



8,00 mm



0,55 mm



A 180 x 1220 mm
(2,20 m²/box)
4√-GROOVE

B 182 x 1220 mm
(3,55 m²/box)

C 127 x 1220 mm
(2,48 m²/box)



WOOD+ 4√-GROOVE

A

Rustled Oak*
50-LVPE-750



WOOD+ 4√-GROOVE

A

Enchanted Oak*
50-LVPE-751



WOOD+ 4√-GROOVE

A

Fallen Oak*
50-LVPE-752




4√-GROOVE

4√-GROOVE WOOD+
Enchanted Oak* / 50-LVPE-751


WOOD collection

COREtec
THE ORIGINAL

-  8,00 mm
  0,55 mm
  **A** 180 x 1220 mm (2,20 m²/box)
 B 182 x 1220 mm (3,55 m²/box)
 C 127 x 1220 mm (2,48 m²/box)



WOOD **C** **Dakota Walnut***
50-LVP-507



WOOD **C** **Rocky Mountain Oak***
50-LVP-207



WOOD **C** **Corvallis Pine***
50-LVP-506



WOOD **B** **Olympic Pine***
50-LVP-709



WOOD **B** **Nantucket Oak***
50-LVP-211



WOOD **B** **Saginaw Oak***
50-LVP-704




WOOD  **B** **Alabaster Oak***
50-LVP-706



WOOD **B** **Ivory Coast Oak***
50-LVP-705



multi-color effect  WOOD
Blackstone Oak* / 50-LVP-707 - Coffeabar Koekedoze



WOOD  **B** **Blackstone Oak***
50-LVP-707



4 V-GROOVE STONE+
Ara / 50-LVTE-1851






TILES

STONE
collection

COREtec®
THE ORIGINAL

STONE+ collection

 8,00 mm  0,55 mm  **A** 457 x 610 mm
(2,23 m²/box)
4√-GROOVE



STONE+ 4√-GROOVE

Lyra
50-LVTE-1857
A



STONE+ 4√-GROOVE

Carina
50-LVTE-1852
A

COREtec
THE ORIGINAL



4√-GROOVE **STONE+**
Lyra* / 50-LVTE-1857



STONE+ collection

COREtec
THE ORIGINAL



8,00 mm



0,55 mm



A 457 x 610 mm
(2,23 m²/box)
4V-GROOVE



STONE+ 4V-GROOVE

Ara
50-LVTE-1851
A



STONE+ 4V-GROOVE

Aquila
50-LVTE-1850
A



STONE+ 4V-GROOVE

Columba
50-LVTE-1853
A



STONE+ 4V-GROOVE




Indus
50-LVTE-1856
A

4V-GROOVE **STONE+**
Columba* / 50-LVTE-1853



STONE+ collection


COREtec
THE ORIGINAL

 8,00 mm  0,55 mm  **A** 457 x 610 mm
(2,23 m²/box)
4V-GROOVE



STONE+ 4V-GROOVE

Hydra
50-LVTE-1855
A



STONE+ 4V-GROOVE

Vela
50-LVTE-1854
A



STONE+ 4V-GROOVE

Mensa
50-LVTE-1858
A

STONE+ 4V-GROOVE
Hydra / 50-LVTE-1855



4V-GROOVE **STONE+**
Mensa / 50-LVTE-1858

STONE collection

COREtec
THE ORIGINAL

 8,00 mm  0,55 mm  **B** 470 x 610 mm (2,87 m²/box)  **C** 305 x 610 mm (2,98 m²/box)



STONE

Petrified Forest
50-LVT-1801
B

STONE

Weathered Concrete
50-LVT-1803
B



STONE

Ankara Travertine
50-LVT-104
C



STONE
Weathered Concrete / 50-LVT-1803

Skirtings / Plinthes / Sockelleisten / Plinten / Zócalos / Battiscopa

Moldings / Profilés de finition / Profile / Afwerkingsprofielen
Molduras / Profili di finitura



Identical Colors and Pattern / Couleurs et décors identiques
Gleiche Farbe und Design / Identieke kleur en design
Colores y patrones idénticos / Identici colori e finiture



Castle
H: 14cm / L: 200cm 70PSK2000-1




High
H: 10cm / L: 230cm 70PSK2300-3




Design (2pcs)
H: 7cm / L: 240cm 70SK3 9605 X
Matching design Ref.



Cover
H: 10cm / L: 200cm 70PSK2000-2



Middle
H: 6,5cm / L: 230cm 70PSK2300-2



Low
H: 4cm / L: 230cm 70PSK2300-1



Reducer / Profile d'adaptation / Reduzier Profil
Reductie profiel / Perfil de adaptación / Profilo soglia
L=240cm / 70R3 9605 X



T-Molding / T-Profil / T-Profil / T-Profil
Perfil de transición T / Profilo dilatazione
L=240cm / 70TM3 9605 X




Quarter Round / Quart de rond / Viertelstab
Kwart rond / Junquillo romo / Quarto di Tondo
L=240cm / 70QR3 9605 X



Stair Cap / Trapprofil / Treppenprofil / Profilé d'e-
scalier / Mamperlán tapa / Profilo ad L per gradino
L=240cm / 70ST3 9605 X



Stairnose Flush / Trapneus / Treppenkante / Nez de
marche / Mamperlán / Profilo toro per gradino
L=240cm / 70SN3 9605 X



Baby Threshold / Eindprofiel / Endprofil / Profilé de
bordure / Perfil de terminación / Profilo terminale
L=240cm / 70BT3 9605 X



IMPACT RESISTANT / RÉSISTANT AUX IMPACTS
STOSSFEST / STOOTVAST
RESISTENTE AL IMPACTO
RESISTENTE AGLI URTI



100% WATERPROOF / 100% RÉSISTANT À L'EAU
100% WASSERFEST / 100% WATERVAST
100% RESISTENTE AL AGUA
100% RESISTENTE ALL'ACQUA

Technical specs

HD collection

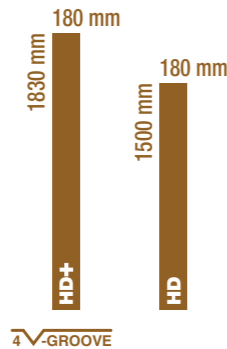
Total thickness / Epaisseur totale
Gesamtstärke / Totale dikte
Espesor total / Spessore totale

8,50 mm
(EN ISO 24346)

Wear layer / Couche d'usure
Nutzschicht / Slijtlaag
Capa de desgaste / Strato di usura

0,55 mm
(EN ISO 24340)

Dimensions / Dimensions
Abmessungen / Afmetingen
Dimensiones / Dimensioni



Per Box / Par Boîte
Pro Karton / Per Doos
Por caja / Per scatola

	A	B
pcs	6 pcs	6 pcs
m ²	1,97 m ²	1,62 m ²
kg	18,4 kg	14 kg

Boxes / pallet

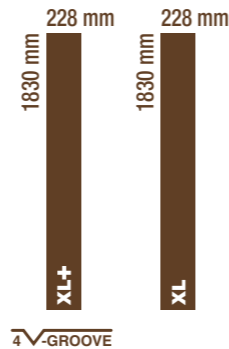
55 55

PAGE 10

XL collection

8 mm 8,10 mm
(EN ISO 24346)

0,55 mm
(EN ISO 24340)



	A	B
pcs	6 pcs	6 pcs
m ²	2,50 m ²	2,50 m ²
kg	21 kg	21 kg


40 36

PAGE 20

WOOD collection

8,00 mm
(EN ISO 24346)

0,55 mm
(EN ISO 24340)



	A	B	C
pcs	10 pcs	16 pcs	16 pcs
m ²	2,20 m ²	3,55 m ²	2,48 m ²
kg	18,5 kg	26,9 kg	20 kg

35 35 42

PAGE 32

STONE collection

8,00 mm
(EN ISO 24346)

0,55 mm
(EN ISO 24340)



	A	B	C
pcs	8 pcs	10 pcs	16 pcs
m ²	2,23 m ²	2,87 m ²	2,98 m ²
kg	18,8 kg	23 kg	23,7 kg

32 40 42

PAGE 38

PRODUCT INFORMATION / INFORMATION PRODUIT / PRODUKTDATEN / PRODUCTINFORMATIE / INFORMACIÓN DEL PRODUCTO / INFORMAZIONI SUL PRODOTTO

Level of use | Classe d'usage | Nutzungsklasse | Gebruiksklasse | Clasificación de uso | Classe d'uso
33 - 42 (EN ISO 10874)

Inflammability | Classement feu | Brandverhalten | Brandklasse | Resistencia al fuego | Classe di resistenza al fuoco
Bfl-S1 (EN 13501)

Scratch resistance | Résistance aux rayures | Verschleissverhalten | Krassvastheid | Resistencia a la abrasión | Resistenza ai graffi
Class T (EN 660-2)

Squareness and straightness | Rectitude des arrêtes et de l'équerrage | Massstabilität | Rechtheit en rechthoekigheid | Cuadratura y rectitud | Dilatazione
< 0,15mm (EN 24342)

Curling when exposed to heat | Incurvation après exposition à la chaleur | Schüsselung | Krulling onder invloed van warmte | Encorbamiento después de exposición al calor | Incurvamento massimo
< 0,02mm (EN 23999)

Dimensional Stability | Stabilité dimensionnelle | Dimensionsstabilität | Dimensionele stabiliteit | Estabilidad dimensional | Stabilità dimensionale
< 0,02mm (EN 23999)

Electrostatic Performance | Accumulation de charges électrostatiques | Antistatik | Electrostatische propensiteit | Rendimiento electroestático | Performance elettrostatica
< 2 kV (EN1815)

Slip resistance | Glissance | Rutschhemmung | Antislip | Coeficiente de fricción | Coefficiente dinamico di attrito
DS (EN 13893)

Slip restraint | Résistance au glissement | Rutschhemmung | Slipweerstand | Restricción al resbalamiento | Coefficiente di scivolosità
R10 (DIN51130)

Formaldehyde group | Classe formaldehyde | Formaldehyd Klassifizierung | Formaldehydklasse | Grupo formaldehído | Classe Formaldeide
E1 (EN 717-1)

Acoustic Insulation | Efficacité Acoustique | Trittschallverbesserungsmaß | Kontaktgeluidisolatie | Aislamiento acústico | Isolamento acustico
ΔLw = 19dB (EN 140)

Castor Chair resistance | Résistance aux chaises à roulettes | Stuhlrollenbeanspruchung | Bestand tegen stoelwielen | Resistencia a sillas con ruedas | Prova con sedia a ruote
Pass (EN425)

Light fastness | Résistance à la lumière | Lichtechtheit | Lichtechtheid | Solidez del color a luz artificial | Resistenza alla luce
8 (ISO 105-B02)

Heat insulation | Isolation thermique | Wärmedurchlasswiderstand | Thermische isolatie | Aislamiento térmico | Isolamento al calore
0,1009 (m² K/W) (EN 12667 ISO 8302)


Underfloor heating | Chauffage par le sol | Bodenheizung | Vloerverwarming | Calefacción por suelo radiante | Riscaldamento a pavimento
Suitable | Adapté | Geeignet | Geschikt | Adecuado | Adatto (EN 12524)

Resistance to chemicals | Résistance aux produits chimiques | Chemikalienbeständigkeit | Chemicaliënresistentie
Resistencia a los productos químicos | Resistenza ai prodotti chimici
Very good | Très bon | Sehr gut | Zeer goed | Muy bueno | Molto buono (EN 423)

Residual indentation certified | Poinçonnement rémanent certifié | Eindrückverhalten bescheinigt | Restindruk gecertificeerd
Huella residual | Indentazione residua certificata
0,04 mm (EN ISO 24343-1:2012)




Warranty (year) | Garantie (ans) | Garantie (Jahre) | Garantie (jaar) | Garantía (años) | Garanzia (anni)
Lifetime Residential | 10 Commercial
The warranty covers manufacturing defects and premature wear in the event of normal use.
La garantie couvre les vices de fabrication et l'usure précoce en usage normal.
Die Garantie deckt Herstellungsfehler und vorzeitigem Verschleiß bei normaler Nutzung.
De garantie dekt fabricagefouten en voortijdig afslijten bij normaal gebruik.
La garantía cubre los defectos de fabricación y el desgaste prematuro en caso de uso normal.
La garanzia copre i difetti di produzione e usura prematura in caso di corretto e normale utilizzo.






1



2



3



4



5



6



7



8



9



10



Spec list

HD collection
XL collection
WOOD collection
STONE collection

Collection	Reference Nr.	Description	Planks (w x l x h)	m ² /box	planks/box
COREtec® WOOD HD	50 LVR 8603	Royal Gorge Oak - 180 x 1500 x 8,5 mm	180 x 1500 x 8,5 mm	1,62	6
COREtec® WOOD HD	50 LVR 8606	Wind River Oak - 180 x 1500 x 8,5 mm	180 x 1500 x 8,5 mm	1,62	6
COREtec® WOOD HD	50 LVR 9601	Jasper Oak - 180 x 1500 x 8,5 mm	180 x 1500 x 8,5 mm	1,62	6
COREtec® WOOD HD	50 LVR 9602	Yoho Oak - 180 x 1500 x 8,5 mm	180 x 1500 x 8,5 mm	1,62	6
COREtec® WOOD HD	50 LVR 9603	Banff Oak - 180 x 1500 x 8,5 mm	180 x 1500 x 8,5 mm	1,62	6
COREtec® WOOD HD	50 LVR 9604	Waterton Lakes Oak - 180 x 1500 x 8,5 mm	180 x 1500 x 8,5 mm	1,62	6
COREtec® WOOD HD	50 LVR 9605	Great Northern Oak - 180 x 1500 x 8,5 mm	180 x 1500 x 8,5 mm	1,62	6
COREtec® WOOD HD	50 LVR 9606	Sparwood Oak - 180 x 1500 x 8,5 mm	180 x 1500 x 8,5 mm	1,62	6
COREtec® WOOD HD+	50 LVR 631	Dusk Contempo Oak - 180 x 1830 x 8,5 mm	180 x 1830 x 8,5 mm	1,97	6
COREtec® WOOD HD+	50 LVR 632	Klondike Contempo Oak - 180 x 1830 x 8,5 mm	180 x 1830 x 8,5 mm	1,97	6
COREtec® WOOD HD+	50 LVR 634	Greystone Contempo Oak - 180 x 1830 x 8,5 mm	180 x 1830 x 8,5 mm	1,97	6
COREtec® WOOD HD+	50 LVR 641	Timberland Rustic Pine - 180 x 1830 x 8,5 mm	180 x 1830 x 8,5 mm	1,97	6
COREtec® WOOD HD+	50 LVR 643	Sherwood Rustic Pine - 180 x 1830 x 8,5 mm	180 x 1830 x 8,5 mm	1,97	6
COREtec® WOOD HD+	50 LVR 651	Vineyard Barrel Driftwood - 180 x 1830 x 8,5 mm	180 x 1830 x 8,5 mm	1,97	6
COREtec® WOOD HD+	50 LVR 652	Mont Blanc Driftwood - 180 x 1830 x 8,5 mm	180 x 1830 x 8,5 mm	1,97	6
COREtec® WOOD HD+	50 LVR 653	Shadow Lake Driftwood - 180 x 1830 x 8,5 mm	180 x 1830 x 8,5 mm	1,97	6
COREtec® WOOD XL	50 LVP 601	Gotham Oak - 228 x 1830 x 8,1 mm	228 x 1830 x 8,1 mm	2,50	6
COREtec® WOOD XL	50 LVP 603	Mt. Pleasant Pine - 228 x 1830 x 8,1 mm	228 x 1830 x 8,1 mm	2,50	6
COREtec® WOOD XL	50 LVP 604	Whittier Oak - 228 x 1830 x 8,1 mm	228 x 1830 x 8,1 mm	2,50	6
COREtec® WOOD XL	50 LVP 608	Venice Oak - 228 x 1830 x 8,1 mm	228 x 1830 x 8,1 mm	2,50	6
COREtec® WOOD XL	50 LVP 610	Walden Ash - 228 x 1830 x 8,1 mm	228 x 1830 x 8,1 mm	2,50	6
COREtec® WOOD XL	50 LVP 611	Harbor Oak - 228 x 1830 x 8,1 mm	228 x 1830 x 8,1 mm	2,50	6
COREtec® WOOD XL	50 LVP 613	Muir Oak - 228 x 1830 x 8,1 mm	228 x 1830 x 8,1 mm	2,50	6
COREtec® WOOD XL	50 LVP 614	Alexandria Oak - 228 x 1830 x 8,1 mm	228 x 1830 x 8,1 mm	2,50	6
COREtec® WOOD XL	50 LVP 615	Highlands Oak - 228 x 1830 x 8,1 mm	228 x 1830 x 8,1 mm	2,50	6
COREtec® WOOD XL+	50 LVP 950	Tasman Oak - 228 x 1830 x 8,0 mm	228 x 1830 x 8,0 mm	2,50	6
COREtec® WOOD XL+	50 LVP 951	Dobra Oak - 228 x 1830 x 8,0 mm	228 x 1830 x 8,0 mm	2,50	6
COREtec® WOOD XL+	50 LVP 953	Warwick Oak - 228 x 1830 x 8,0 mm	228 x 1830 x 8,0 mm	2,50	6
COREtec® WOOD XL+	50 LVP 954	Ellis Oak - 228 x 1830 x 8,0 mm	228 x 1830 x 8,0 mm	2,50	6
COREtec® WOOD XL+	50 LVP 955	Kolia Oak - 228 x 1830 x 8,0 mm	228 x 1830 x 8,0 mm	2,50	6
COREtec® WOOD XL+	50 LVP 956	Sava Oak - 228 x 1830 x 8,0 mm	228 x 1830 x 8,0 mm	2,50	6
COREtec® WOOD XL+	50 LVP 957	Unity Oak - 228 x 1830 x 8,0 mm	228 x 1830 x 8,0 mm	2,50	6
COREtec® WOOD	50 LVP 207	Rocky Mountain Oak - 127 x 1220 x 8 mm	127 x 1220 x 8 mm	2,48	16
COREtec® WOOD	50 LVP 211	Nantucket Oak - 182 x 1220 x 8 mm	182 x 1220 x 8 mm	3,55	16
COREtec® WOOD	50 LVP 506	Corvallis Pine - 127 x 1220 x 8 mm	127 x 1220 x 8 mm	2,48	16
COREtec® WOOD	50 LVP 507	Dakota Walnut - 127 x 1220 x 8 mm	127 x 1220 x 8 mm	2,48	16
COREtec® WOOD	50 LVP 704	Saginaw Oak - 182 x 1220 x 8 mm	182 x 1220 x 8 mm	3,55	16
COREtec® WOOD	50 LVP 705	Ivory Coast Oak - 182 x 1220 x 8 mm	182 x 1220 x 8 mm	3,55	16
COREtec® WOOD	50 LVP 706	Alabaster Oak - 182 x 1220 x 8 mm	182 x 1220 x 8 mm	3,55	16
COREtec® WOOD	50 LVP 707	Blackstone Oak - 182 x 1220 x 8 mm	182 x 1220 x 8 mm	3,55	16
COREtec® WOOD	50 LVP 709	Olympic Pine - 182 x 1220 x 8 mm	182 x 1220 x 8 mm	3,55	16
COREtec® WOOD+	50 LVPE 750	Rustled Oak - 180 x 1220 x 8 mm	180 x 1220 x 8 mm	2,20	10
COREtec® WOOD+	50 LVPE 751	Enchanted Oak - 180 x 1220 x 8 mm	180 x 1220 x 8 mm	2,20	10
COREtec® WOOD+	50 LVPE 752	Fallen Oak - 180 x 1220 x 8 mm	180 x 1220 x 8 mm	2,20	10
COREtec® STONE	50 LVT 104	Ankara Travertine - 305 x 610 x 8 mm	305 x 610 x 8 mm	2,98	16
COREtec® STONE	50 LVT 1801	Petrified Forest - 470 x 610 x 8 mm	470 x 610 x 8 mm	2,87	10
COREtec® STONE	50 LVT 1803	Weathered Concrete - 470 x 610 x 8 mm	470 x 610 x 8 mm	2,87	10
COREtec® STONE+	50 LVTE 1850	Aquila - 457 x 610 x 8 mm	457 x 610 x 8 mm	2,23	8
COREtec® STONE+	50 LVTE 1851	Ara - 457 x 610 x 8 mm	457 x 610 x 8 mm	2,23	8
COREtec® STONE+	50 LVTE 1852	Carina - 457 x 610 x 8 mm	457 x 610 x 8 mm	2,23	8
COREtec® STONE+	50 LVTE 1853	Columba - 457 x 610 x 8 mm	457 x 610 x 8 mm	2,23	8
COREtec® STONE+	50 LVTE 1854	Vela - 457 x 610 x 8 mm	457 x 610 x 8 mm	2,23	8
COREtec® STONE+	50 LVTE 1855	Hydra - 457 x 610 x 8 mm	457 x 610 x 8 mm	2,23	8
COREtec® STONE+	50 LVTE 1856	Indus - 457 x 610 x 8 mm	457 x 610 x 8 mm	2,23	8
COREtec® STONE+	50 LVTE 1857	Lyra - 457 x 610 x 8 mm	457 x 610 x 8 mm	2,23	8
COREtec® STONE+	50 LVTE 1858	Mensa - 457 x 610 x 8 mm	457 x 610 x 8 mm	2,23	8



Get inspired
www.coretecfloors.eu



BY



A DIVISION OF

